

Howto...

Acknowledge Sources

revised 7/04



UTA Libraries

<http://library.uta.edu/Main/howTo.uta>

What is plagiarizing?

- "Using someone else's work in your assignment without appropriate acknowledgement."
- "Making slight variations in the language and then failing to give credit to the source." (from UTA Scholastic Dishonesty at http://www2.uta.edu/discipline/text_aca_integrity.htm)

For more information about plagiarism, see

http://owl.english.purdue.edu/handouts/research/r_plagiar.html

What are the consequences of Plagiarism at UTA?

One may get a failing grade on the assignment, failing grade in the course, probation, suspension, or even expulsion from UTA.

See <http://www.uta.edu/studentaffairs/judicialaffairs/>

When writing a research paper, one must include outside sources for credibility. But when including sources, one must acknowledge these outside sources.

When should you acknowledge a source?

Look at the four scenarios below for help.

Scenario 1

Using the exact text (quoting directly) from another source in your research paper



(from www.abcnews.com)

Taking the exact words (quoting directly) from someone else's speech and putting these in your research paper



(from Microsoft Office clipart)

Must Quote and Cite

Scenario 2

Using common knowledge in your research paper. This information is known to the general public. The earth is round can be considered common knowledge. You can find this information in multiple locations and it is not cited or quoted in any of these locations



(from Microsoft Office clipart)





Using your own ideas in your research paper



(from Microsoft Office clipart)


No Quote Needed. No Cite Needed

Scenario 3

<p>Using pictures from another source in your research paper</p>  <p>(from www.abcnews.com)</p>	<p>Using graphs from another source in your research paper</p>  <p>(from http://www-k12.atmos.washington.edu/k12/mars/LOPS_Pathfinder_temperatures.cgi#plot1)</p>	<p>Using tables from another source in your research paper</p> <p>Tables of Atmospheric Parameters for the Planets</p> <table border="1" data-bbox="488 414 632 500"> <thead> <tr> <th colspan="2">Planet Name</th> <th>Atmosphere</th> <th>Mean</th> <th>Max</th> <th>Min</th> </tr> </thead> <tbody> <tr> <td>Mer</td> <td></td> <td>None</td> <td>None</td> <td>None</td> <td>None</td> </tr> <tr> <td>Ven</td> <td></td> <td>CO₂</td> <td>736K</td> <td>736K</td> <td>736K</td> </tr> <tr> <td>Earth</td> <td></td> <td>N₂, O₂</td> <td>288K</td> <td>310K</td> <td>253K</td> </tr> <tr> <td>Mars</td> <td></td> <td>CO₂</td> <td>210K</td> <td>273K</td> <td>187K</td> </tr> <tr> <td>Jup</td> <td></td> <td>H₂, He</td> <td>165K</td> <td>165K</td> <td>165K</td> </tr> <tr> <td>Sat</td> <td></td> <td>H₂, He</td> <td>95K</td> <td>95K</td> <td>95K</td> </tr> <tr> <td>Uran</td> <td></td> <td>H₂, He</td> <td>76K</td> <td>76K</td> <td>76K</td> </tr> <tr> <td>Nept</td> <td></td> <td>H₂, He</td> <td>72K</td> <td>72K</td> <td>72K</td> </tr> <tr> <td>Plut</td> <td></td> <td>N₂, CH₄</td> <td>47K</td> <td>47K</td> <td>47K</td> </tr> <tr> <td>Char</td> <td></td> <td>CO₂</td> <td>210K</td> <td>210K</td> <td>210K</td> </tr> <tr> <td>Eris</td> <td></td> <td>N₂, CH₄</td> <td>47K</td> <td>47K</td> <td>47K</td> </tr> <tr> <td>Haem</td> <td></td> <td>None</td> <td>None</td> <td>None</td> <td>None</td> </tr> </tbody> </table> <p>(from http://atmos.nmsu.edu/education_and_outreach/encyclopedia/atmospheric_parameters.htm)</p>	Planet Name		Atmosphere	Mean	Max	Min	Mer		None	None	None	None	Ven		CO ₂	736K	736K	736K	Earth		N ₂ , O ₂	288K	310K	253K	Mars		CO ₂	210K	273K	187K	Jup		H ₂ , He	165K	165K	165K	Sat		H ₂ , He	95K	95K	95K	Uran		H ₂ , He	76K	76K	76K	Nept		H ₂ , He	72K	72K	72K	Plut		N ₂ , CH ₄	47K	47K	47K	Char		CO ₂	210K	210K	210K	Eris		N ₂ , CH ₄	47K	47K	47K	Haem		None	None	None	None	<p>Paraphrasing or summarizing or using ideas from someone else's speech and putting these in your research paper</p>  <p>(from Microsoft Office clipart)</p>	<p>Paraphrasing or summarizing or using ideas from another source in your research paper</p>  <p>(from www.abcnews.com)</p>
Planet Name		Atmosphere	Mean	Max	Min																																																																													
Mer		None	None	None	None																																																																													
Ven		CO ₂	736K	736K	736K																																																																													
Earth		N ₂ , O ₂	288K	310K	253K																																																																													
Mars		CO ₂	210K	273K	187K																																																																													
Jup		H ₂ , He	165K	165K	165K																																																																													
Sat		H ₂ , He	95K	95K	95K																																																																													
Uran		H ₂ , He	76K	76K	76K																																																																													
Nept		H ₂ , He	72K	72K	72K																																																																													
Plut		N ₂ , CH ₄	47K	47K	47K																																																																													
Char		CO ₂	210K	210K	210K																																																																													
Eris		N ₂ , CH ₄	47K	47K	47K																																																																													
Haem		None	None	None	None																																																																													

Must Cite, but No Quote Needed

Scenario 4

<p>Turning whole papers or articles in as your own even though you did not write them—whether buying or borrowing them.</p>  <p>(from http://www.007termpapers.com/)</p>
--

Don't Use

The whole paper would have to be quoted and cited, which would tell a professor that you did not write a word of it.

You Must Quote...when you are using the exact text from the original source. To quote, enclose words, phrases, sentences taken directly from the original source in quotation marks if short or indented if longer. Quoting is used when it is important to have the exact text from the original source in a research paper for meaning or clarity.

You Do Not Need to Quote...when you paraphrase the original source. When you take the original text and put it in your own words. If one includes any unique words from the text, one will need to enclose them in quotation marks.

You Do Not Need to Quote...when you summarize the original source. When you take the original text and put just the main ideas into your own words.

For more information on quoting, paraphrasing, and summarizing, see http://owl.english.purdue.edu/handouts/research/r_quotprsum.html

You Must Cite...when you are quoting, paraphrasing, summarizing, or using any ideas, pictures, graphs, etc that are not your own or are not common knowledge. When you cite, you acknowledge the original source from where the information came. When citing, use a citation.

Citation --- In a citation, you will give enough information so that someone else can find the same original source material. A citation usually includes title, author, and information about the publication.

Example: Huxley, Aldous. Brave New World. New York: Harper & Brothers, 1946.

Style manual --- The format of a citation differs depending on what style manual is used. Different majors and fields use different style manuals. Check with your professor to find out which style manual to use.

MLA Style Example: Huxley, Aldous. Brave New World. New York: Harper & Brothers, 1946.

APA Style Example: Huxley, A. (1946). *Brave new world*. New York: Harper & Brothers.

See <http://library.uta.edu/Main/howTo.uta> for help with style manuals like MLA, APA, Turabian, and Chicago.